

SUPPLY CHAIN SUSTAINABILITY

SCHOL

Business Plan 26/27

Ian Heptonstall

Our 2030 target

100,000 active learners

From 11,153 in 2020/21 to over
50,000 in 2025/26

A new ambition to reach 100,000
learners a year

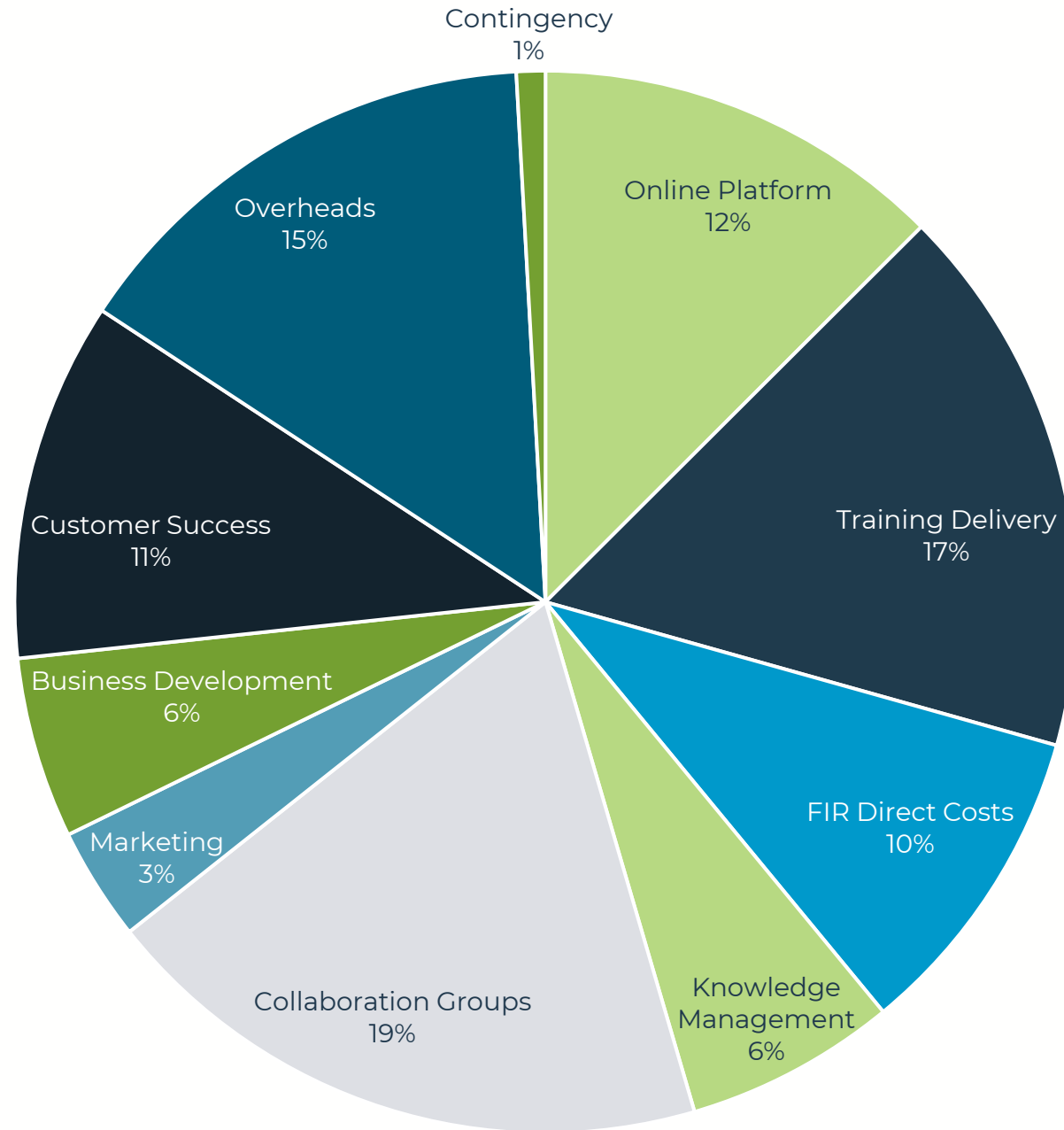
Over 5 years to double the School's
reach



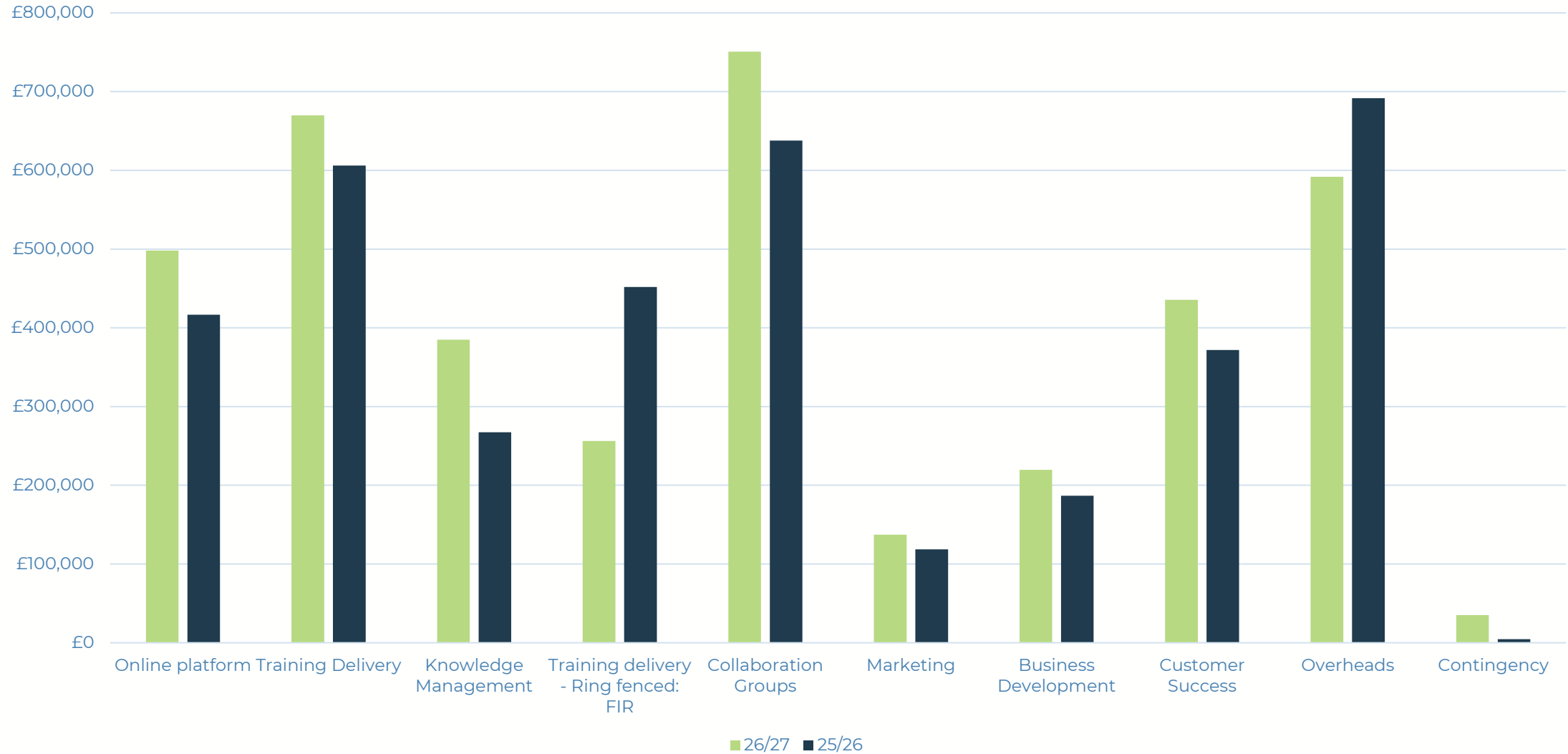
Income 26/27

Funding stream	25/26 Actual + Forecast	FY26/27
CITB FIR contract	£333,350	0
CITB Black Hats	£235,243	£254,000
Client FIR	£100,000	£100,000
Special FIR delivery (CITB, Partners, commercial)	£10,415	£53,000
NatWest Funded projects	£126,525	£115,320
Sizewell C	£0	£95,000
Future Workforce & CITB	£101,516	£58,188
Current Partners (inc. 5% cancellation & 5% fee increase)	£2,945,268	£2,891,172
New Partners		£201,250
Project sponsors (SDF & PDF, NH Hosting fee)	£79,551	£47,750
Other School's fees (Ireland, USA, Aus, SBCC)	£25,946	£129,300
Other income (School summit etc)	£33,828	£45,000
Delayed income for People & Management topic	£50,000	£0
Total	£4,041,642	£3,989,980
Variation		-1.2%

Cost by Activity 26/27



Cost by Activity 2026-27 vs 2025-6



Category of spend	Detail	Amount	Number	Total
People costs	Direct employees	£2,250,246	35	£2,250,246
Online platform	Learning Management System cost	£60,000	1	
	Maintenance: Titus	£24,675	1	
	Ongoing development: Titus	£19,200	1	
	Content Management System: Strategic	£14,700	1	
	Online hosting (inc SBCC) & word press	£9,236	1	£127,811
Training delivery	Workshops x 220	£149,400	220	
	Virtual Conferences x 20	£15,200	20	
	Webinars x 230	£48,000	230	
	In person conferences x 3	£64,000	3	
	National Highways training programme	£9,000	18	
	HS2 training programme	£8,700	21	
	Facilitation and platform tools	£6,000	1	£300,300
Ring fenced delivery	FIR direct costs (Black Hats & Diversity Survey)	£172,400	1	£172,400
Collaboration Groups	Carbon Calculator & Climate Action Group	£123,600	1	
	Plant Group	£38,600	1	
	Waste Group	£38,600	1	
	Modern Slavery Group	£38,600	1	
	Social Value Group	£38,600	1	
	Nature Group	£38,600	1	
	FM Group	£24,572	1	
	Procurement Group	£38,600	1	£379,772
Knowledge Mgt	Expert Advice (ad hoc)	£5,000	1	
	Library Review & E-learning refresh x 25	£48,350	1	
	Filming (update video clips & e-learning); new content	£14,500	1	
	CPD accreditation	£7,400	1	
	Content creation subs	£1,600	1	£76,850
Marketing	Marketing, Comms & PR	£46,575	1	£46,575
Overheads	Office & general overheads	£493,659	1	
	CIC (2.5% of turnover)	£75,035	1	
	Travel & Courier	£23,000	1	£591,694
Contingency	Contingency	£35,000	1	£35,000
			Total Costs	£3,980,648

Budget 2026/27

Income: £3,989,980

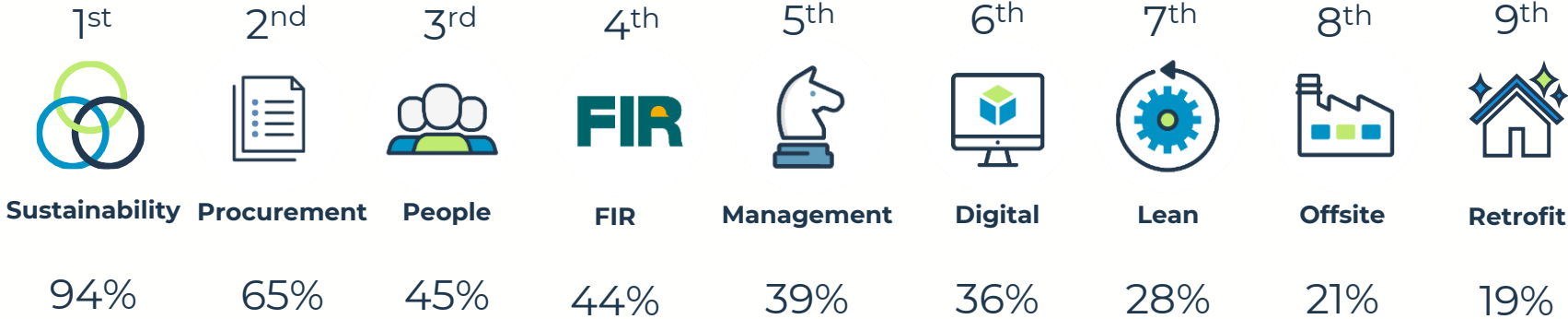
Costs: £3,980,648

Budget 0% margin

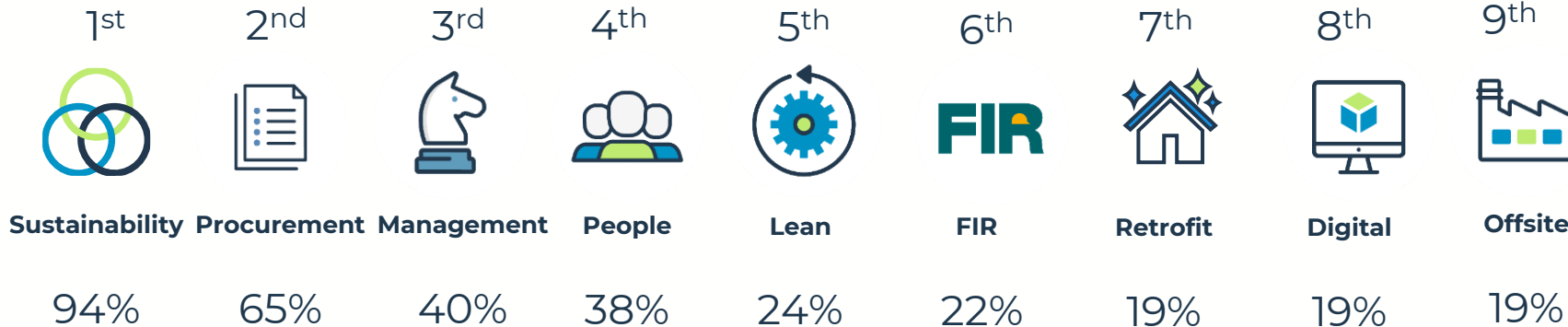
Target 5% margin

Content Priority Areas

TOP PRIORITY AREAS IDENTIFIED BY PARTNERS (214 responses)

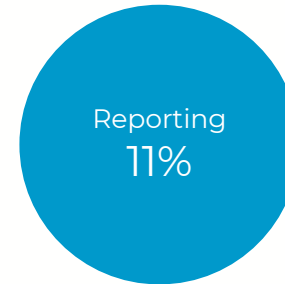
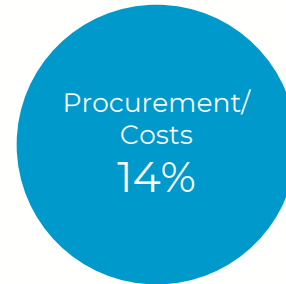
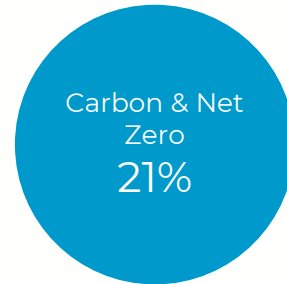


TOP PRIORITY AREAS IDENTIFIED BY MEMBERS (542 responses)

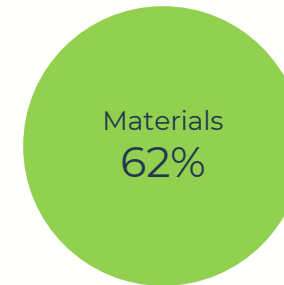
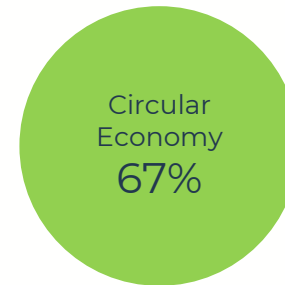


Top 5 Ranked Challenges

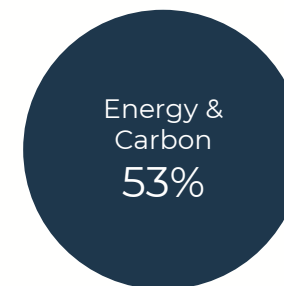
Partners (unprompted answer)
Biggest challenges
136 responses



Partners (prompted answer)
% more of this topic
113 responses



Members (prompted answer)
% more of this topic
542 responses



New Content 26/27

Developing innovative new content and resources to continue enhancement of our resource library, led by our sector and topic Partner groups.

New Content	Lead Group	Expected Launch
Videos		
Using Telematics Data for Sustainability Insights – Sustainability Short	Plant	Q2
Supplier Diversity – Sustainability Short	Social Value	Q3
Battery Plant – Sustainability Short	Plant	Q4
Social Value – Case Studies	Social Value	Q4
Climate Adaptation	Climate Action	Q1
Sustainability Reporting	Various	Q1
Hydrogen – Case Study	Plant	Q3
Retrofit Career Journey – Case Study	Retrofit	Q4
E-learning		
The Procurement Act 2023	Procurement	Q2
Climate Resilience	Climate Action	Q1
Sustainability Reporting	Various	Q3
Quality	Operational Excellence	Q2
Projects		
Sustainability Assessment with Once for All	Procurement	Q3
Supply Chain Mapping of Materials	Various	Q4

New Content	Lead Group	Expected Launch
Toolkits		
Embedding Sustainability Toolkit for Small Businesses	Various	Q3
PAS2080 Guidance Checklist	Climate Action	Q2
Reducing Carbon Emissions Onsite – Interactive Map	Plant	Q1
Practical Steps to Enhance Nature for Beginners	Nature Recovery	Q2
Business Case for Wellbeing	Wellbeing	Q3
Podcasts		
Digital & AI	Digital	Q3
Offsite Construction	Offsite	Q2
Wellbeing in Construction	Wellbeing	Q2
Learning Pathways		
Embodied Carbon	Climate Action	Q2
Social Impact in Scotland	Scotland	Q2
Sustainable Design	Construction	Q3
Responding to Legislation in Wales	Wales	Q2
Wellbeing Strategy	Wellbeing	Q2

New Content 26/27

Developing innovative new content and resources to continue enhancement of our resource library, led by our sector and topic Partner groups.

New Content	Lead Group	Expected Launch
Reports		
Evolving Approaches to Social Value Measurement	Social Value	Q4
Other Resources and Initiatives		
6 Case Studies – Impact of CITB Future Workforce Programme	Future Workforce	Q3
Nature Based Solutions – Best Practice	Nature Recovery	Q2
Best Practice Examples of Circular Economy in Fit-out	Construction	Q3
Review the Circular Economy Taskforce Roadmap	Construction	Q3
Sub-group Meetings on GFI/TNFD Metrics	Nature Recovery	Q4
Nature Focused Site Visits	Nature Recovery	Q4
Support to Build Sustainability into the Common Assessment Standard	Procurement	Ongoing
Wellbeing Blogs and Articles	Wellbeing	Ongoing
Drive use of the Carbon Calculator	Homes	Ongoing

New Content	Lead Group	Expected Launch
Workshops and Webinars		
Integrating Sustainability in your Commercial Processes	Homes	Q1
Practicalities of ESG Action and Reporting	Facilities Management	Q3
Changing “Business as Usual”	Facilities Management	Q3
Materials & Supply – Key Impacts and Practical Actions for Nature	Nature Recovery	Q3
Protecting & Enhancing Nature at Your Sites & Projects	Nature Recovery	Q2
Developing a Nature Scorecard	Nature Recovery	Q2
BREAAM	Climate Action	Q4
Digital Waste Tracking	Waste	Q3
The Silent Safety Risk: Managing Sleep and Fatigue in Construction	Wellbeing	Q4

Group, Programme or Topic	Virtual Conferences	Webinars	Workshops	In person conference
Built Environment Against Slavery		6	5	1
Climate Action	4	7		
Digital	1	4	3	
Facilities & Property Management		3		
Fairness, Inclusion and Respect		12	15	2
Finishes & Interiors		4		
Future Workforce	1		18	
Homes		3		
HS2		17	4	
Infrastructure	1	4	2	
National Highways		13	5	
Nature Recovery	1	6		
Operational Excellence	1	8	1	
Offsite	1	5		
Procurement	2	7	1	
Retrofit	2	15	6	
Scotland	1	6	1	
Sizewell C	1	15	8	
Social Value	1	6		
Summit				1
Sustainability Strategy	1	4		
Wales		3	4	
Waste & Resource Efficiency	1	6		
Wellbeing	1	4	1	
Totals	20	158	74	4

Training Programme 26/27

A comprehensive programme of webinars, virtual workshops, conferences, and in-person sessions designed to meet the sector's needs throughout the year.

Content Refresh

Ensuring that our existing content is up to date, reflects recent legislation and is enhanced for our members and Partners.

E-learning Refresh
5S Workplace Organisation
Air Quality for Plant & Equipment
Building Management for FM
Carbon and Retrofit
Data Led Design
FIR on Site: Why it Matters and How to Achieve it
Introduction to Ethical Business
Introduction to Lean
Introduction to Social Value
Lean and Construction Waste
Local and SME Spend in FM
People and Retrofit
People, Skills and Labour Practices in FM

E-learning Refresh
Race & Intercultural Competence – Part 1
Race & Intercultural Competence – Part 2
Recruiting People, Fairly and Inclusively
Setting up an Inclusive Site & Site Office
Sourcing Sustainable Labour for your Construction Projects
Standards for Retrofit
Sustainability on Site
Sustainable Use & Management of Plastics
The Business Case for Retrofit
Value Stream Mapping
Visual Management
Whole Building Approach
Sustainability Short – Science Based Targets

Resource Library Refresh
Fairness, Inclusion and Respect
FM & Property
Future Workforce
Offsite Construction
Retrofit

SUPPLY CHAIN SUSTAINABILITY

SCHOL

Products to Support Partner Needs

Ian Heptonstall

Restructuring our Partner levels to better meet your needs

Current levels



Packages based on your needs

	Level 1	Level 2	Level 3	Level 4	SMEs	Category Groups	Education Provider
Training Workshops	5	5	5	5	3	2	3
Leadership Groups	8	12	15	All Groups	8	1	8
Priority suppliers tracker	500	1000	2000	Unlimited	50	50	100
Integrated e-learning & video shorts	☑	☑	☑	☑	☑	x	☑
API integration	☑	☑	☑	☑	x	x	☑
Carbon Footprint Calculator	☑	☑	☑	☑	☑	☑	☑
Diversity Survey	☑	☑	☑	☑	☑	☑	☑
Lunch 'n' Learn case studies	x	1	2	3	x	x	x
Consultancy advice days	x	1	2	3	x	x	x
On-demand course files	x	☑	☑	☑	x	x	x
Scope 3 Carbon Calculator OR Supply Chain EDI Benchmarking	x	☑	☑	☑☑	x	x	x
Bespoke learning pathway quiz	x	x	☑	☑	x	x	x
Monthly user reports	x	x	☑	☑	x	x	x
Virtual Conference	x	x	x	1	x	x	x

Education & Collaboration

Bought by all

On-Site Learning

Just launched

Scope 3 Reporting

Most Popular Upgrade

Business Development

New

Risk & Resilience

Access our experts

Restructuring our Partner levels to better meet your needs




Employee & Supply Chain Development
The core partnership, engaging, education, collaborating

Engage

Assess

Educate




Scope 3 Reporting
Tackle and reduce your Scope 3 emissions

Collect

Measure

Reduce



On-Site Learning
Deliver and evidence training across site teams

Plan

Train

Track



Business Development
Use sustainability to strengthen bids and win more work

Showcase

Strengthen

Win



Risk & Resilience
Identify and manage sustainability risks and opportunities

Understand

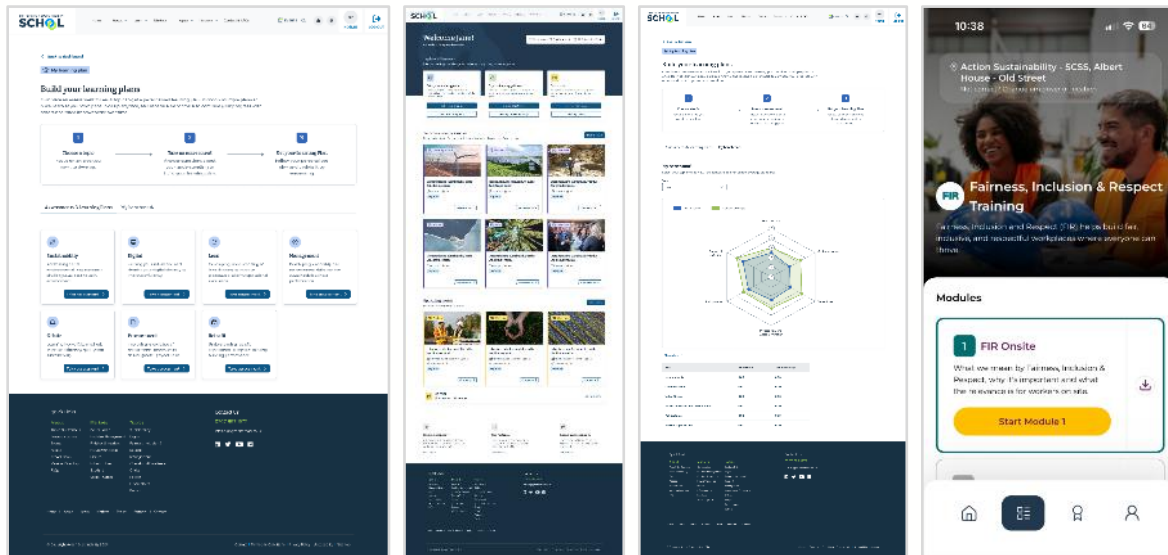
Prioritise

Act

Employee and supply chain development

Curated learning programme to deliver your specific goals

Individual training needs assessment and supplier capability benchmarking



Learning and action plans

Reporting dashboards

125 E-Learning Modules for your LMS

- Business Case for Sustainable Construction
- Digital Investment
- Supply Chain Mapping for Modern Slavery



5 workshops per year selected from 65 topics

- Designing Out Waste
- Carbon Reduction
- Retrofit: Data-Led Design
- Social Value
- Leading People, Inclusively
- Modern Slavery



Custom learning pathways

- Curate content to your needs
- Track engagement and completion
- Exclusive Partner report



++

22 collaborative action group

Centre of Excellence



Employee & Supply Chain Development

Collaborative Action and Measurable Impact



The Action Layer

Access to 22 dedicated collaboration groups bridging clients, peers, and suppliers.



Measurable improvements

- 72%** Obtain a better understanding of delivering sustainability.
- 64%** Achieve better compliance to modern slavery legislation.
- 62%** Successfully reduce their carbon emissions.
- 53%** Actively reduce their waste.

Centre of Excellence




Employee & Supply Chain Development

Action Groups Not Talk Shops – Industry briefing papers, standardised approaches, common training development etc

Scope 3 Carbon Reporting

Automated and accurate scope 3 carbon reporting benchmarked against peers



The Challenge: Capturing accurate carbon emissions from a fragmented supply chain is incredibly time-consuming.



The Solution: Proven, build-environment focused software that automates supply chain chasing, reviews data quality, and provides real-time benchmarking dashboards.

Centre of Excellence



Scope 3 Reporting

New Carbon Calculator

① One platform

Full S3 Cat 1

Cleaner data

Better insights

My Supply Chain Emissions
Scope 3, Category 1: Purchased Goods & Services

Supplier name	CRN	Annual Spend	Contact Email	Emissions (CO ₂ e)	Intensity (CO ₂ e/£M)	Data Source	Edit	Request Data
B&K HYBRID SOLUTIONS LIMITED	13698905	£8,886,344	newb&Kemail@emailbk.com	4558.69	513.00	EEIO Estimate		
KONE PUBLIC LIMITED COMPANY	01372978	£2,399,130	example@testtest.com	1688.99	704.00	EEIO Estimate		
M J ROBINSON STRUCTURES LIMITED	07840276	£2,991,605	test@dummys.com	1534.69	513.00	EEIO Estimate		
WS Test Ltd	12345678	£3,139,176		1481.69	472.00	EEIO Estimate		
GETJAR LIMITED	01496218	£4,803,199						
PRICE BUILDING SERVICES LIMITED	05382398	£3,696,041						
BUILDING TECHNOLOGY								

Total Carbon Emissions
Calculate, track and generate reports of your total carbon emission here.

Select year: 2024

144 tCO₂e

Intensity: 45.00 tCO₂e / £1m

Scope 1: 25 tCO₂e
Scope 2: 19 tCO₂e
Scope 3: 100 tCO₂e

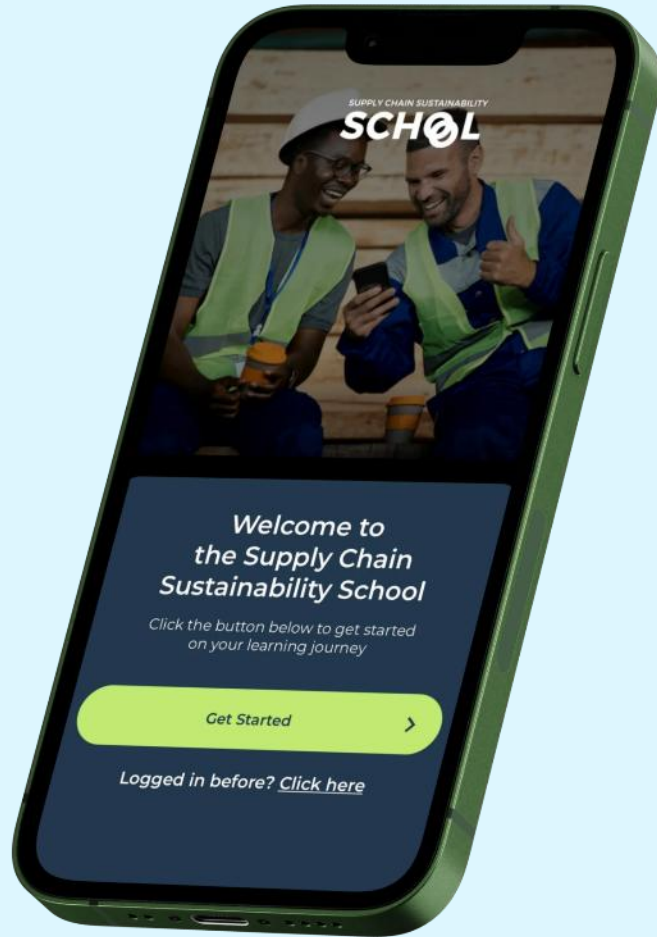
Emissions Over Time

Deliver and evidence training across site teams

Centre of
Excellence



Onsite
Learning



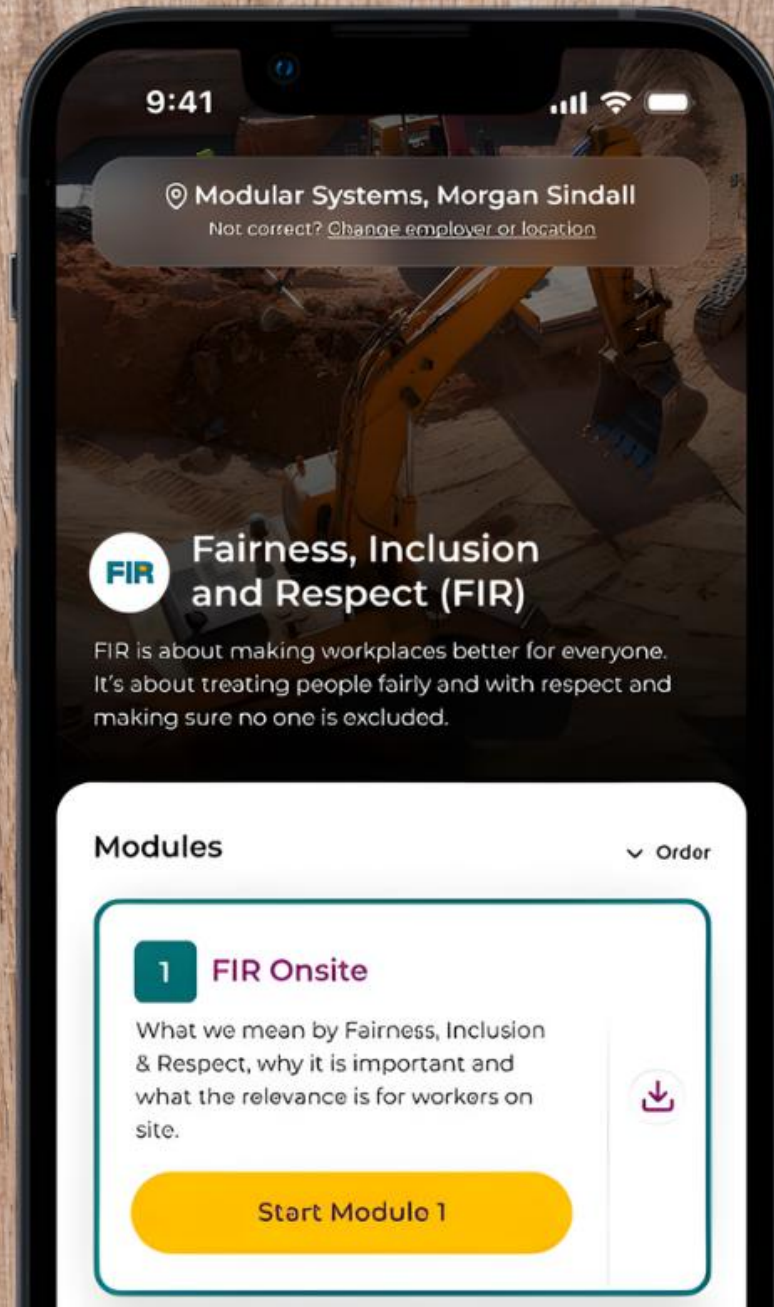
The Capability

Educate on-site workers in real-time with fit-for-purpose, bite-sized content accessible in any remote location.

The Mechanics

- ✓ 1,000 user app licenses included.
- ✓ Catalogue of 30 specialized sustainability modules with assessments.
- ✓ Administrator accounts to track training attendance and completion at the individual site level.
- ✓ Benchmarking of training needs tailored for specific on-site roles.

Search
'Supply Chain School'
in your app store
or scan the
QR-code below
to download



Strengthen your bids, showcase your company and win work



Growth solution

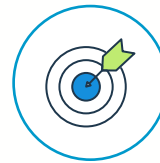
Strengthen → Showcase → Win

Centre of
Excellence



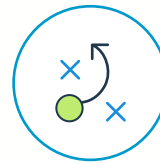
Business
Development

Win more work for your sustainable products and services. Showcase them through the School and improve your tenders with our expert support.



Strategy

- Annual C-suite facilitated strategy workshop
- Annual review of business-critical sustainability issues
- 1 × annual strategy report



Tactics

- 5 days of direct support on near-term tenders



Showcase

- Exhibition stand at the School's Summit
- 2 video, written, or podcast case studies
- Enhanced listing on the School's supplier database

Identify and manage sustainability your risk and opportunities



Centre of
Excellence



Risk &
Resilience



Risk & resilience

Understand → Prioritise → Act

Regular expert reviews of your existing and emerging sustainability risks



Understand - Assess your current sustainability position

- Annual C-suite facilitated strategy workshop
- Annual benchmark assessment – clients, competitors, the market



Prioritise - Work with senior stakeholders to identify the sustainability risks and opportunities

- Annual facilitated materiality workshop
- 10 × stakeholder interviews



Act - Receive a clear roadmap with recommended actions, targets and timelines

- Annual strategy report
- Prioritised action plan

**Interested to
find out more?**

Scan here...



SUPPLY CHAIN SUSTAINABILITY

SCHOL

Maximising your School Partnership

Sophie Coyle

Our 2030 target

100,000 active learners

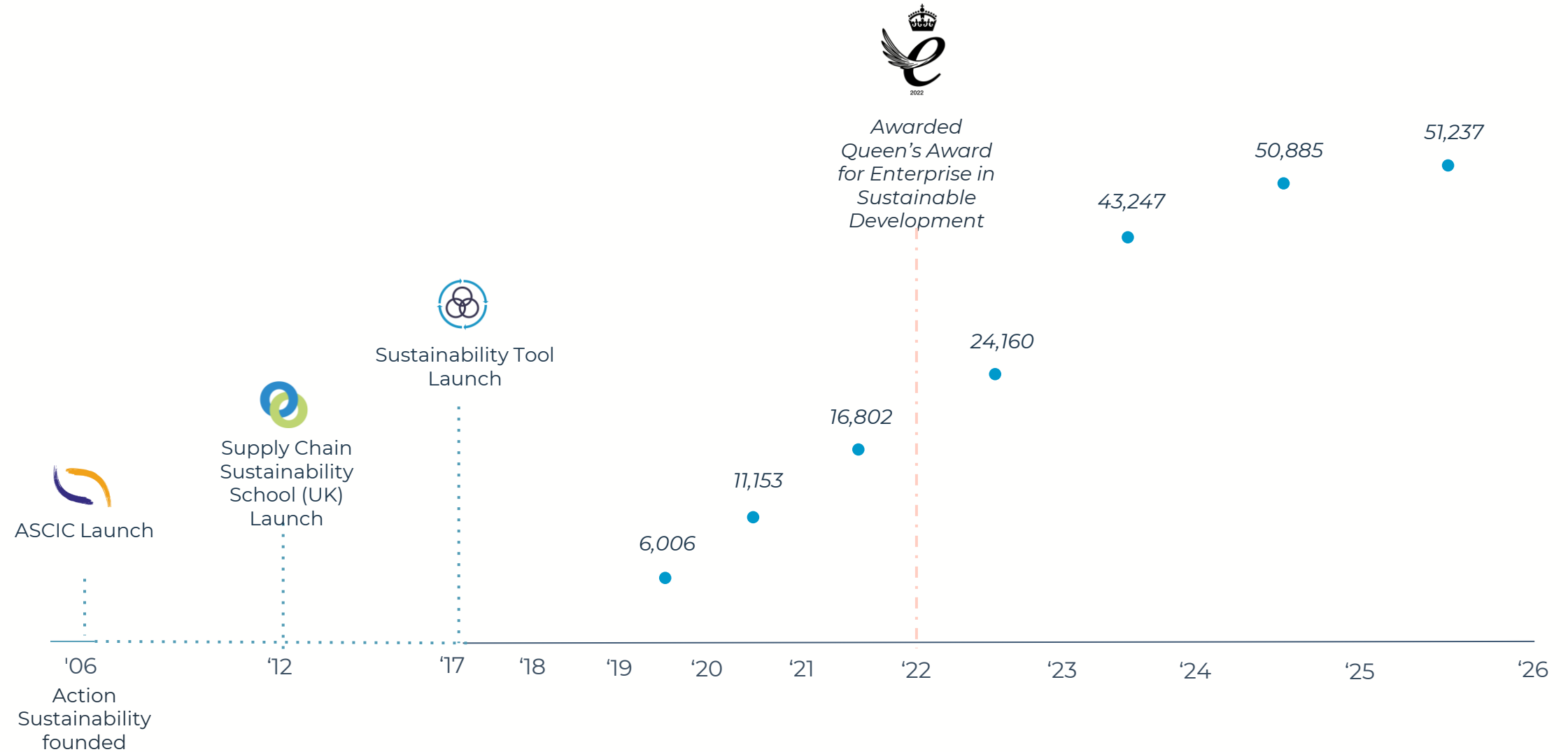
From 11,153 in 2020/21 to over
50,000 in 2025/26

A new ambition to reach 100,000
learners a year

Over 5 years to double the School's
reach



Our Journey



SUPPLY CHAIN SUSTAINABILITY

SCHOL

Closing Remarks

Dale Turner

SUPPLY CHAIN SUSTAINABILITY

SCHOOL

Thank you

For more information, please contact

Ian Heptonstall

E: ian@supplychainschool.co.uk

Sophie Coyle

E: sophie@supplychainschool.co.uk